

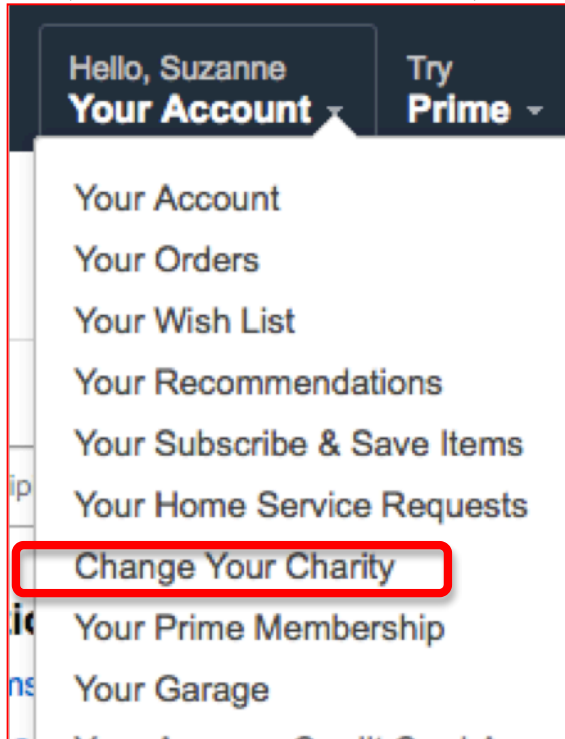
Amazon Smile instructions

You can support the Off-Monroe Players every time you make a purchase from Amazon!

Go to: <http://smile.amazon.com>

You need to have an Amazon.com account, but if you've ordered from them before, you do. Log into your account.

Now, in that "Your Account" menu, look for "Change Your Charity" – like this:




There will be suggestions first – scroll down to the place where you can "pick your own charitable organization," and type in: off-monroe players – like this:

Or pick your own charitable organization:

OMP should come up as the first option:

Showing 1 - 2 of 2 Results Sorted by relevance

Off-Monroe Players Inc (About)	Rochester, NY	<input type="button" value="Select"/>
---	---------------	---------------------------------------



Amazon Smile instructions


Click Select and –

Yippee!

Thank You.

Now when you shop at **smile.amazon.com**, your purchases will support **Off-Monroe Players Inc.**

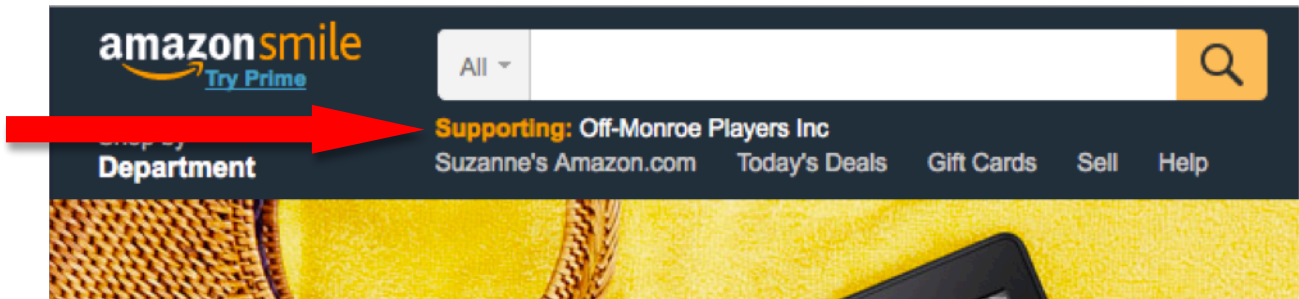
[Change your charity](#)

 **Next, make it easy to return to smile.amazon.com.**

Install the Amazon 1Button App to ensure your purchases will support your favorite charity. We will always take you to smile.amazon.com when you click on any link in the app.

[Install now for Mozilla Firefox](#)

Ta- da. 😊



The screenshot shows the top navigation bar of the Amazon Smile website. On the left is the 'amazon smile' logo with 'Try Prime' below it. To the right is a search bar with a dropdown menu set to 'All' and a magnifying glass icon. Below the search bar, the text 'Supporting: Off-Monroe Players Inc' is displayed in yellow. A red arrow points from the left towards this text. Below the charity name are links for 'Suzanne's Amazon.com', 'Today's Deals', 'Gift Cards', 'Sell', and 'Help'. The word 'Department' is partially visible on the far left. The background of the header is dark blue.